

- 1 Name of the Listed Entity : **HEG LIMITED**
- 2 Scrip Code/Name of Scrip/Class of Security : **NSE: HEG, BSE: 509631 / EQUITY SHARES**
- 3 Quarter Ended : **30th June, 2018**
- 4 Declaration:

S.No	Particulars	Yes	No
1	Whether the Listed Entity has issued any partly paid up shares?		√
2	Whether the Listed Entity has issued any Convertible Securities or Warrants?		√
3	Whether the Listed Entity has any shares against which depository receipts are issued?		√
4	Whether the Listed Entity has any shares in locked-in?		√
5	Whether any shares held by promoters are pledge or otherwise encumbered?		√
6	Whether company has equity shares with differential voting rights?		√




Table I - Summary Statement holding of specified securities

Category (I)	Category of shareholder (II)	Nos. of shareholders (III)	No. of fully paid up equity shares held (IV)	No. of partly paid up equity shares held (V)	No. of shares underlying Depository Receipts (VI)	Total no. of shares held (VII)=(IV)+(V)+(VI)	Shareholding as a % of total no. of shares (Calculated as per SCRR, 1957) (VIII) As a % of (A+B+C2)	No. of Voting Rights held in each class of securities (IX)			No. shares Underlying Outstanding convertible securities (including Warrants) (X)	Shareholding as a % assuming full conversion of convertible securities (as a percentage of diluted share capital) (XI)= (VII)+(X) as a % of (A+B+C2)	No. of Locked in shares (XII)		No. of shares pledged or otherwise encumbered (XIII)		No of equity shares held in dematerialized form (XIV)	
								No. of Voting Rights					Total as a % of (A+B+C)	No.(a)	As a % of total Shares held (b)	No.(a)		As a % of total Shares held (b)
								Class X (equity shares)	Class Y	Total								
(A)	Promoter & Promoter Group	26	24389979			24389979	61.04	24389979		24389979	61.04		0	0.00	0	0	24389979	
(B)	Public	50698	15569163			15569163	38.96	15569163		15569163	38.96		0	0.00	NA	NA	14875857	
(C)	Non Promoter-Non Public	0	0			0	0.00	0		0	0		0	0.00	NA	NA	0	
(C1)	Shares underlying DRs	0	0			0	NA	0		0	0		0	0.00	NA	NA	0	
(C2)	Shares held by Employee Trusts	0	0			0	0.00	0		0	0		0	0.00	NA	NA	0	
	Total	50724	39959142			39959142	100.00	39959142		39959142	100.00		0	0.00	0	0	39265836	





Table II - Statement showing shareholding pattern of the Promoter and Promoter Group

A	Category & Name of the Shareholders (I)	PAN (II)	Nos. of shareholders (III)	No. of fully paid up equity shares held (IV)	No. of partly paid up equity shares held (V)	No. of shares underlying Depository Receipts (VI)	Total no. of shares held (VII)=(IV)+(V)+(VI)	Shareholding as a % of total no. of shares (Calculated as per SCRR, 1957) (VIII) As a % of (A+B+C2)	No. of Voting Rights held in each class of securities (IX)			No. shares underlying convertible securities (including Warrants) (X)	Shareholding as a % assuming full conversion of convertible securities (as a percentage of diluted share capital) (XI)= (VII)+(X) as a % of (A+B+C2)	No. of Locked in shares (XII)		No. of shares pledged or otherwise encumbered (XIII)		No of equity shares held in dematerialized form (XIV)	
									No of Voting Rights					Total as a % of total Voting Rights	No. (a)	As a % of total Shares held (b)	No. (a)		As a % of total Shares held (b)
									Class X (equity shares)	Class Y	Total								
1	Indian																		
(a)	Individuals/Hindu undivided Family		10	1299188			1299188	3.25	1299188	1299188	3.25		0	0.00	0	0.00		1299188	
	LAKSHMI NIWAS JHUNJHUNWALA	AADPJ8828J		179740			179740	0.45	179740	179740	0.45				0	0.00		179740	
	RAVI JHUNJHUNWALA-HUF	AAFHR0332H		214710			214710	0.54	214710	214710	0.54				0	0.00		214710	
	MANI DEVI JHUNJHUNWALA	AAGPJ4153M		103350			103350	0.26	103350	103350	0.26				0	0.00		103350	
	RISHABH JHUNJHUNWALA	ADKPJ1489P		186126			186126	0.47	186126	186126	0.47				0	0.00		186126	
	RITA JHUNJHUNWALA	ACXPJ2626C		224312			224312	0.56	224312	224312	0.56				0	0.00		224312	
	RIJU JHUNJHUNWALA	AAKPJ4377M		233290			233290	0.58	233290	233290	0.58				0	0.00		233290	
	RAVI JHUNJHUNWALA	AAGPJ0739D		136060			136060	0.34	136060	136060	0.34				0	0.00		136060	
	NIVEDAN CHURIWAL	ACKPC3738M		11250			11250	0.03	11250	11250	0.03				0	0.00		11250	
	SHUBHA CHURIWAL	AEXPC0890B		7850			7850	0.02	7850	7850	0.02				0	0.00		7850	
	SUDHA CHURIWAL	ACDPC4077G		2500			2500	0.01	2500	2500	0.01				0	0.00		2500	
(b)	Central Govt/State Govt(s)		0	0			0	0.00	0	0	0.00		0	0.00	0	0.00		0	
(c)	Financial Institutions/Banks		0	0			0	0.00	0	0	0.00		0	0.00	0	0.00		0	
(d)	Bodies Corporate		13	11272684			11272684	28.21	11272684	11272684	28.21		0	0	0	0.00		11272684	
	BHARAT INVESTMENTS GROWTH LTD.	AAACB1052A		2609598			2609598	6.53	2609598	2609598	6.53				0	0.00		2609598	
	DEEPAK PENS & PLASTICS PVT. LTD.	AAACD9050G		497397			497397	1.24	497397	497397	1.24				0	0.00		497397	
	INDIA TEXFAB MARKETING LTD.	AAACI2067A		218851			218851	0.55	218851	218851	0.55				0	0.00		218851	
	INVESTORS INDIA LTD.	AAACI0047C		38382			38382	0.10	38382	38382	0.10				0	0.00		38382	
	GILTEDGED INDUSTRIAL SECURITIES LTD.	AAACG0484D		504668			504668	1.26	504668	504668	1.26				0	0.00		504668	
	LNJ FINANCIAL SERVICES LTD.	AAACL0002E		1427465			1427465	3.57	1427465	1427465	3.57				0	0.00		1427465	
	NIVEDAN VANIYA NIYOJAN LTD.	AAACN1392A		70597			70597	0.18	70597	70597	0.18				0	0.00		70597	
	M.L. FINLEASE PVT. LTD.	AACCM8027A		366797			366797	0.92	366797	366797	0.92				0	0.00		366797	
	SANDHU AUTO DEPOSITS LTD.	AAGCS1966A		567226			567226	1.42	567226	567226	1.42				0	0.00		567226	
	SHASHI COMMERCIAL CO. LTD.	AAECS7924G		715187			715187	1.79	715187	715187	1.79				0	0.00		715187	
	PURVI VANIYA NIYOJAN LTD.	AACCP0033B		1745350			1745350	4.37	1745350	1745350	4.37				0	0.00		1745350	
	RAGHAV COMMERCIAL LTD.	AAACR1826K		1533166			1533166	3.84	1533166	1533166	3.84				0	0.00		1533166	
	RSWM LTD.	AAACR9700M		978000			978000	2.45	978000	978000	2.45				0	0.00		978000	
	Sub Total (A) (1)		23	12571872			12571872	31.46	12571872	12571872	31.46		0	0	0	0.00		12571872	



2	Foreign																		
(a)	Individuals (Non Resident Individuals/Foreign Individuals)		0	0			0	0.00	0		0	0.00			0	0	0	0.00	0
(b)	Government		0	0			0	0.00	0		0	0.00			0	0	0	0.00	0
(c)	Institutions		0	0			0	0.00	0		0	0.00			0	0	0	0.00	0
(d)	Foreign Portfolio Investor		0	0			0	0.00	0		0	0.00			0	0	0	0.00	0
(e)	Bodies Corporate		3	11818107			11818107	29.58	11818107		11818107	29.58			0	0	0	0.00	11818107
	NORBURY INVESTMENTS LIMITED	AACCN5711E		5362991			5362991	13.42	5362991		5362991	13.42					0	0.00	5362991
	MEKIMA CORPORATION	AAFCM6665H		1789537			1789537	4.48	1789537		1789537	4.48					0	0.00	1789537
	MICROLIGHT INVESTMENTS LTD.	AAFCM1854J		4665579			4665579	11.68	4665579		4665579	11.68					0	0.00	4665579
	Sub Total (A) (2)		3	11818107			11818107	29.58	11818107		11818107	29.58			0	0	0	0.00	11818107
	Total Shareholding of Promoter and Promoter Group (A)= (A)(1)+(A)(2)		26	24389979			24389979	61.04	24389979		24389979	61.04			0	0	0	0.00	24389979





Table III - Statement showing shareholding pattern of the Public shareholder

B	Category & Name of the Shareholders (I)	PAN (II)	Nos. of shareholders (III)	No. of fully paid up equity shares held (IV)	No. of partly paid up equity shares held (V)	No. of shares underlying Depository Receipts (VI)	Total no. of shares held (VII)=(IV)+(V)+(VI)	Shareholding as a % of total no. of shares (Calculated as per SCRR, 1957) (VIII) As a % of (A+B+C2)	No. of Voting Rights held in each class of securities (IX)			No. shares Underlying Outstanding convertible securities (including Warrants) (X)	Shareholding as a % assuming full conversion of convertible securities (as a percentage of diluted share capital) (XI)= (VII)+(X) as a % of (A+B+C2)	No. of Locked in shares (XII)		No. of shares pledged or otherwise encumbered (XIII)		No of equity shares held in dematerialized form (XIV)	
									No of Voting Rights					Total as a % of total Voting Rights	No.(a)	As a % of total Shares held (b)	No.(a)		As a % of total Shares held (b)
									Class X (equity shares)	Class Y	Total								
1	Institutions																		
(a)	Mutual Funds		21	903550			903550	2.26	903550		903550	2.26		0	0.00		NA		900600
	L&T MUTUAL FUND TRUSTEE LTD-L&T EMERGING BUSINESS FUND	AAATC4460E		492700			492700	1.23	492700		492700	1.23							492700
(b)	Venture Capital Funds		0	0			0	0.00	0		0	0.00		0	0.00		NA		0
(c)	Alternate Investment Funds		0	0			0	0.00	0		0	0.00		0	0.00		NA		0
(d)	Foreign Venture Capital Investors		0	0			0	0.00	0		0	0.00		0	0.00		NA		0
(e)	Foreign Portfolio Investors		101	2139618			2139618	5.35	2139618		2139618	5.35		0	0.00		NA		2139618
	MORGAN STANLEY (FRANCE) S.A.	AAKCM62048		461061			461061	1.15	461061		461061	1.15							461061
(f)	Financial Institutions/Banks		11	3090			3090	0.01	3090		3090	0.01		0	0.00		NA		2868
(g)	Insurance Companies		4	3746815			3746815	9.38	3746815		3746815	9.38		0	0.00		NA		3746815
	LIFE INSURANCE CORPORATION OF INDIA	AAACL0582H		3333963			3333963	8.34	3333963		3333963	8.34							3333963
	THE NEW INDIA ASSURANCE COMPANY LIMITED	AAACN4165C		411402			411402	1.03	411402		411402	1.03							411402
(h)	Provident Funds/Pension Funds		0	0			0	0.00	0		0	0.00		0	0.00		NA		0
(i)	Any Other (specify)		0	0			0	0.00	0		0	0.00		0	0.00		NA		0
	Sub Total (B) (1)		137	6793073			6793073	17.00	6793073		6793073	17.00		0	0.00		NA		6789901
2	Central Govt/State Govt		0	0			0	0.00	0		0	0.00		0	0		NA		0
	Sub Total (B) (2)		0	0			0	0.00	0		0	0.00		0	0		NA		0



3	Non Institutions																	
(a)	Individuals - (i) Individual shareholders holding nominal share capital upto of Rs.2 lakh		48350	4611592		4611592	11.54	4611592		4611592	11.54			0	0	NA	3929865	
	Individuals- (ii) Individual shareholders holding nominal share capital in excess of Rs.2 lakh		13	635544		635544	1.59	635544		635544	1.59			0	0	NA	635544	
(b)	NBFCs registered with RBI		7	13169		13169	0.03	13169		13169	0.03			0	0	NA	13169	
(c)	Employee Trust		0	0		0	0.00	0		0	0.00			0	0	NA	0	
(d)	Overseas Depositories (holding DRs)		0	0		0	0.00	0		0	0.00			0	0	NA	0	
(e)	Any Other (specify)																	
i	Other bodies Corporate		1234	3197164		3197164	8.00	3197164		3197164	8.00			0	0	NA	3190518	
	PACIFIC MANAGEMENT PVT. LTD.	AABCP9948E		573034		573034	1.43	573034		573034	1.43						573034	
ii(a)	NRI Repat.		697	105305		105305	0.26	105305		105305	0.26			0	0	NA	103949	
ii(b)	NRI Non-Repat.		256	35013		35013	0.09	35013		35013	0.09			0	0	NA	34808	
iii	Trust		2	350		350	0.00	350		350	0.00			0	0	NA	150	
iv	Cooperative Societies		1	91		91	0.00	91		91	0.00			0	0	NA	91	
v	Investor Education and Protection Fund Authority - Ministry of Corporate Affairs		1	177862		177862	0.45	177862		177862	0.45			0	0	NA	177862	
vi	Foreign Companies		0	0		0	0.00	0		0	0.00			0	0	NA	0	
	Sub Total (B) (3)		50561	8776090		8776090	21.96	8776090		8776090	21.96			0	0	NA	8085956	
	Total Public Shareholding (B)- (B)(1)+(B)(2)+(B)(3)		50698	15569163		15569163	38.96	15569163		15569163	38.96			0	0	NA	14875857	
	TOTAL (A) + (B)		50724	39959142		39959142	100.00	39959142		39959142	100.00			0	0	0	0	39265836




Table IV - Statement showing shareholding pattern of the Non Promoter - Non Public shareholder

C	Category & Name of shareholders (I)	PAN (II)	No. of shares held (III)	No. of fully paid up equity shares held (IV)	No. of partly paid up equity shares held (V)	No. of shares underlying Depository Receipts (VI)	Total no. of shares held (VII)=(IV)+(V)+(VI)	Shareholding as a % of total no. of shares (Calculated as per SCRR, 1957) (VIII) As a % of (A+B+C2)	No. of Voting Rights held in each class of securities (IX)			No. of shares Underlying Outstanding convertible securities (including Warrants) (X)	Total Shareholding as a % assuming full conversion of convertible securities (as a percentage of diluted share capital) (XI)	No. of Locked in shares (XII)		No. of shares pledged or otherwise encumbered (XIII)		No of equity shares held in dematerialized form (XIV) (Not Applicable)
									No of Voting Rights		Total as a % of Total Voting Rights			No.	As a % of total shares held	No.(Not Applicable)	As a % of total shares held (Not applicable)	
									Class X (equity shares)	Class Y								
1	Custodian/DR Holder		0				0	0.00	0		0		0	0.00			NA	0
2	Employee Benefit Trust (under SEBI(Share based Employee Benefit) Regulations 2014		0				0	0.00	0		0		0	0.00			NA	0
	Total Non Promoter- Non-public Shareholding (C)=(C1)+(C2)		0				0	0.00	0		0		0	0.00			NA	0
GRAND TOTAL (A)+(B)+(C)			50724	39959142			39959142	100.00	39959142	39959142	100.00		0	0	0	0		39265836

