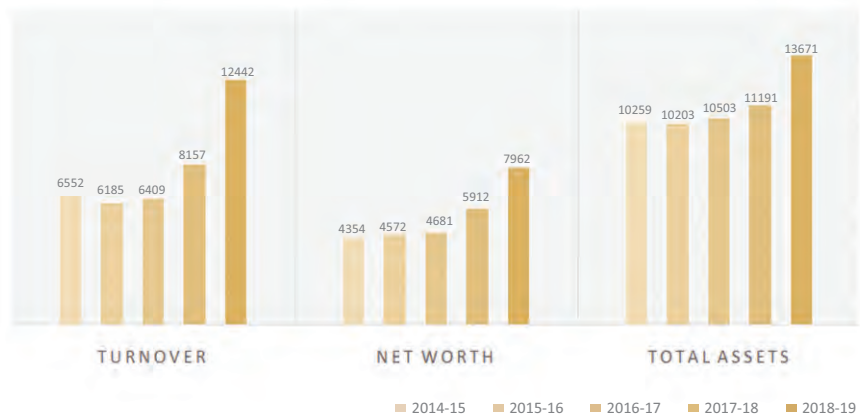


Group Financial Highlights		(' in ₹ crores)				
	2014-15	2015-16	2016-17	2017-18	2018-19	
Turnover	6552	6185	6409	8157	12442	
Net Worth	4354	4572	4681	5912	7962	
Total Assets	10259	10203	10503	11191	13671	

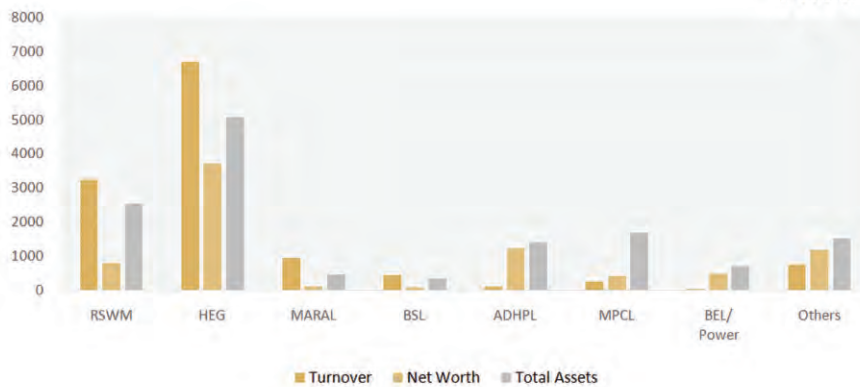
Financial Information of Group Companies for 2018-19								(' in ₹ crores)	
	RSWM	HEG	MARAL	BSL	ADHPL	MPCL	BEL/ Power	Others	Total
Turnover	3234	6704	945	438	97	237	36	752	12442
Net Worth	783	3719	101	77	1222	413	472	1175	7962
Total Assets	2538	5070	454	327	1391	1685	699	1506	13671

Business Segment wise Financial Analysis 2018-19					(' in ₹ crores)
	Textile	Graphite	Power	Others	Total
Turnover	4902	6582	506	452	12442
Net Worth	1206	2974	2096	1686	7962
Total Assets	3814	4099	3851	1907	13671

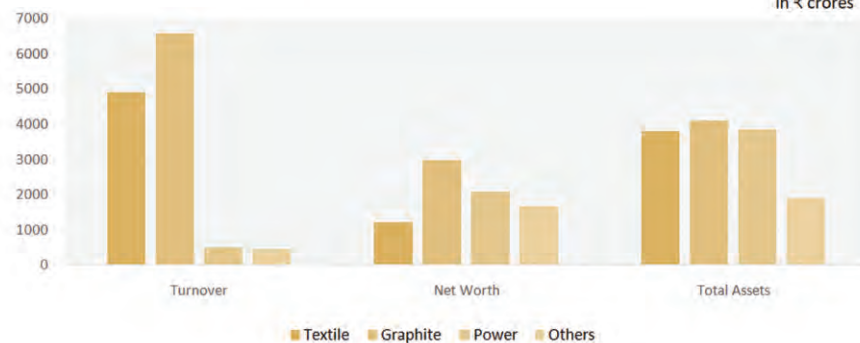
in ₹ crores



in ₹ crores



in ₹ crores

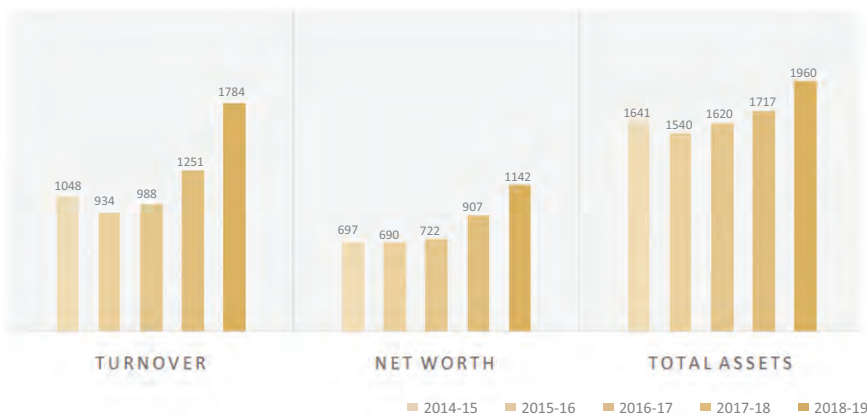


Group Financial Highlights		('in US\$ Million)				
	2014-15	2015-16	2016-17	2017-18	2018-19	
Turnover	1048	934	988	1251	1784	
Net Worth	697	690	722	907	1142	
Total Assets	1641	1540	1620	1717	1960	

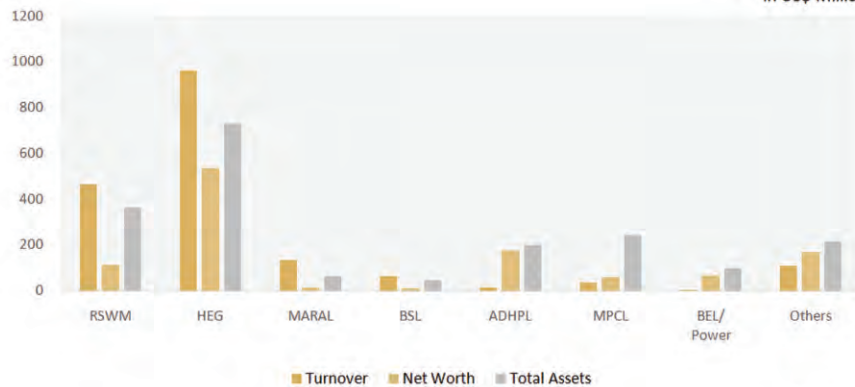
Financial Information of Group Companies for 2018-19							('in US\$ Million)			
	RSWM	HEG	MARAL	BSL	ADHPL	MPCL	BEL/ Power	Others	Total	
Turnover	464	961	135	63	14	34	5	108	1784	
Net Worth	112	533	14	11	175	59	68	168	1142	
Total Assets	364	727	65	47	200	242	100	216	1960	

Business Segment wise Financial Analysis 2018-19					('in US\$ Million)	
	Textile	Graphite	Power	Others	Total	
Turnover	703	944	72	65	1784	
Net Worth	173	426	301	242	1142	
Total Assets	547	588	552	274	1960	

in US\$ Million



in US\$ Million



in US\$ Million

