

HEG LIMITED - PRE SCHEME SHAREHOLDING PATTERN WITH PAN

Scrip code	509631
NSE Symbol	HEG
ISIN	INE545A01016
Name of the company	HEG LIMITED
Class of Security	Equity Shares
Shareholding pattern filed under	Regulation 31 (1) (b)
Whether the listed entity is Public Sector Undertaking (PSU)?	No



Sr. No.	Particular	Yes/No	Promoter	Public shareholder	Non Promoter- Non Public
1	Whether the Listed Entity has issued any partly paid up shares?	No	No	No	No
2	Whether the Listed Entity has issued any Convertible Securities ?	No	No	No	No
3	Whether the Listed Entity has issued any Warrants ?	No	No	No	No
4	Whether the Listed Entity has any shares against which depository receipts are issued?	No	No	No	No
5	Whether the Listed Entity has any shares in locked-in?	No	No	No	No
6	Whether any shares held by promoters are pledge or otherwise encumbered?	No	No	NA	NA
7	Whether company has equity shares with differential voting rights?	No	No	No	No
8	Whether the listed entity has any significant beneficial owner?	Yes	Yes	NA	NA



Sr. No.	Category & Name of the Shareholders (I)	Nos. Of shareholders (III)	No. of fully paid up equity shares held (IV)	No. Of Partly paid-up equity shares held (V)	No. Of shares unduly Depository Receipts (VI)	Total nos. shares held (VII) = (IV)+(V)+(VI)	Shareholding as a % of total no. of shares (calculated as per SCRR, 1957) (VIII) As a % of (A+B+C2)	Number of Voting Rights held in each class of securities			No. of Shares Underlying convertible securities (X)	No. of Shares Underlying Outstanding Warrants (Xi) (a)	No. of Shares Underlying Outstanding convertible securities (as a percentage of diluted share capital) (XI) = (VII)+(X) As a % of (A+B+C2)	Number of Locked in shares (XII)		Number of Shares pledged or otherwise encumbered (XIII)		Number of equity shares held in dematerialized form (XIV)	Sub-categorization of Shareholding (i)		
								Class eg: X	Class eg: Y	Total				No. (a)	As a % of total Shares held (b)	No. (a)	As a % of total Shares held (b)		Sub-category (i)	Sub-category (ii)	Sub-category (iii)

A Table II - Statement showing shareholding pattern of the Promoter and Promoter Group																			
(1) Indian																			
(a)	Individuals/Hindu undivided Family	4	5758			5758	0.01	5758		5758	0.01			0.01				5758	
(b)	Central Government/ State Government(s)																		
(c)	Financial Institutions/ Banks																		
(d)	Any Other (specify)	13	11493646			11493646	29.78			11493646	29.78			29.78				11493646	
Sub-Total (A)(1)		17	11499404			11499404	29.79	11499404		11499404	29.79			29.79				11499404	
(2) Foreign																			
(a)	Individuals (NonResident Individuals/ Foreign Individuals)																		
(b)	Government																		
(c)	Institutions																		
(d)	Foreign Portfolio Investor																		
(e)	Any Other (specify)	2	10028570			10028570	25.98			10028570	25.98			25.98				10028570	
Sub-Total (A)(2)		2	10028570			10028570	25.98	10028570		10028570	25.98			25.98				10028570	
Total Shareholding of Promoter and Promoter Group (A)=(A)(1)+(A)(2)		19	21527974			21527974	55.78	21527974		21527974	55.78			55.78				21527974	

B Table III - Statement showing shareholding pattern of the Public shareholder																					
Note : Kindly show details of shareholders having more than one percentage of total no of shares. Please refer software manual.																					
(1) Institutions (Domestic)																					
(a)	Mutual Funds	15	2531895			2531895	6.56	2531895		2531895	6.56			6.56				2529895	0	0	0
(b)	Venture Capital Funds																				
(c)	Alternate Investment Funds	3	288332			288332	0.75	288332		288332	0.75			0.75				288332	0	0	0
(d)	Banks	5	482			482	0.00	482		482	0.00			0.00				330	0	0	0
(e)	Insurance Companies	5	1183335			1183335	3.07	1183335		1183335	3.07			3.07				1183335	0	0	0
(f)	Provident Funds/ Pension Funds																				



(g)	Asset reconstruction companies																				
(h)	Sovereign Wealth Funds																				
(i)	NBFCs registered with RBI	5	7479		7479	0.02	7479		7479	0.02				0.02				7479	0	0	0
(j)	Other Financial Institutions																				
(k)	Any Other (specify)																				
Sub-Total (B)(1)		33	4011523		4011523	10.39	4011523		4011523	10.39				10.39				4009371	0	0	0
(2)	Institutions (Foreign)																				
(a)	Foreign Direct Investment																				
(b)	Foreign Venture Capital Investors																				
(c)	Sovereign Wealth Funds																				
(d)	Foreign Portfolio Investors Category I	96	2530801		2530801	6.56	2530801		2530801	6.56				6.56				2530801	0	0	0
(e)	Foreign Portfolio Investors Category II	8	116465		116465	0.30	116465		116465	0.30				0.30				116465	0	0	0
(f)	Overseas Depositories (holding DRs) (balancing figure)																				
(g)	Any Other (specify)																				
Sub-Total (B)(2)		104	2647266		2647266	6.86	2647266		2647266	6.86				6.86				2647266	0	0	0
(3)	Central Government / State Government(s)																				
(a)	Central Government / President of India	1	1785		1785	0.00	1785		1785	0				0.00				1785	0	0	0
(b)	State Government / Governor																				
(c)	Shareholding by Companies or Bodies Corporate where Central / State Government is a promoter																				
Sub-Total (B)(3)		1	1785		1785	0.00	1785		1785	0.00				0.00				1785	0	0	0
(4)	Non-institutions																				
(a)	Associate companies / Subsidiaries																				
(b)	Directors and their relatives (excluding independent directors and nominee directors)																				
(c)	Key Managerial Personnel																				
(d)	Relatives of promoters (other than 'immediate relatives' of promoters disclosed under 'Promoter and Promoter Group' category)																				
(e)	Trusts where any person belonging to 'Promoter and Promoter Group' category is 'trustee', 'beneficiary', or 'author of the trust'																				
(f)	Investor Education and Protection Fund (IEPF)	1	248694		248694	0.64	248694		248694	0.64				0.64				248694	0	0	0
(g)	Resident Individuals holding nominal share capital up to Rs. 2 lakhs	123683	6547183		6547183	16.96	6547183		6547183	16.96				16.96				6242458	0	0	0
(h)	Resident Individuals holding nominal share capital in excess of Rs. 2 lakhs	8	457685		457685	1.19	457685		457685	1.19				1.19				457685	0	0	0
(i)	Non Resident Indians (NRIs)	1922	273543		273543	0.71	273543		273543	0.71				0.71				272788	0	0	0
(j)	Foreign Nationals																				
(k)	Foreign Companies																				
(l)	Bodies Corporate	550	1263404		1263404	3.27	1263404		1263404	3.27				3.27				1257067	0	0	0
(m)	Any Other (Trust, OCB, FPI-III, HUF, Clg Member)	3584	1616449		1616449	4.19	1616449		1616449	4.19				4.19				1616249	0	0	0
Sub-Total (B)(4)		129748	10406958		10406958	26.96	10406958		10406958	26.96				26.96				10094941	0	0	0
Total Public Shareholding (B)=(B)(1)+(B)(2)+(B)(3)+(B)(4)		129886	17067532		17067532	44.22	17067532		17067532	44.22				44.22				16753363	0	0	0

Details of the shareholders acting as persons in Concert for Public

Details of Shares which remain unclaimed for Public

C Table IV - Statement showing shareholding pattern of the Non Promoter- Non Public shareholder

(1) Custodian/DR Holder - Name of DR Holders (If Available)


--	--	--	--	--	--	--	--	--	--	--	--	--	--	--	--	--	--	--	--	--	--



Serial No.	Name of the Shareholders (I)	PAN (II)	No. of fully paid up equity shares held (IV)	Total nos. shares held (VII) = (IV)+(V)+ (VI)	Shareholding as a % of total no. of shares (calculated as per SCRR, 1957) (VIII) As a % of (A+B+C2)	Number of Voting Rights held in each		Total as a % of Total Voting rights	Shareholding , as a % assuming full conversion of convertible securities (as a percentage of diluted share capital) (XI)= (VII)+(Xi)(a) As a % of (A+B+C2)	Number of equity shares held in dematerialized form (XIV)	Reason for not providing PAN	Shareholder type
						No of Voting (XIV) Rights	Total					
A1(a) Individuals/Hindu undivided Family												
1	RAVI JHUNJHUNWALA	AAGPJ0739D	719	719	0.00	719	719	0.00	0.00	719		Promoter
2	RISHABH JHUNJHUNWALA	ADKPJ1489P	1807	1807	0.00	1807	1807	0.00	0.00	1807		Promoter Group
3	RITA JHUNJHUNWALA	ACXPJ2626C	1876	1876	0.00	1876	1876	0.00	0.00	1876		Promoter Group
4	RIJU JHUNJHUNWALA	AAKPJ4377M	1356	1356	0.00	1356	1356	0.00	0.00	1356		Promoter Group
5	LAKSHMI NIWAS JHUNJHUNWALA	AADPJ8828J	0	0	0.00	0	0	0.00	0.00	0		Promoter
6	MANI DEVI JHUNJHUNWALA	AAGPJ4153M	0	0	0.00	0	0	0.00	0.00	0		Promoter Group
7	NIVEDAN CHURIWAL	ACKPC3738M	0	0	0.00	0	0	0.00	0.00	0		Promoter Group
8	SHUBHA CHURIWAL	AEXPC0890B	0	0	0.00	0	0	0.00	0.00	0		Promoter Group
9	SUDHA CHURIWAL	ACDPC4077G	0	0	0.00	0	0	0.00	0.00	0		Promoter Group
		Total	5758	5758	0.01	5758	5758	0.01	0.01	5758		



Serial No.	Category	Name of the Shareholders (I)	PAN (II)	No. of the Shareholders (I)	No. of fully paid up equity shares held (IV)	Total nos. shares held (VII) = (IV)+(V)+ (VI)	Shareholding as a % of total no. of shares (calculated as per SCRR, 1957) (VIII) As a % of (A+B+C2)	Number of Voting Rights held in each		Shareholding, as a % assuming full conversion of convertible securities (as a percentage of diluted share capital) (XI)= (VII)+(X) As a % of (A+B+C2)	Number of equity shares held in dematerialized form (XIV)	Reason for not providing PAN	Shareholder type	
								No of Voting (XIV) Class eg: X	Total					
A1(d) Any Other (specify)														
1	Bodies Corporate	BHARAT INVESTMENTS GROWTH LTD.	AAACB1052A	1	2734913	2734913	7.09	2734913	2734913	7.09	7.09	2734913		Promoter Group
2	Bodies Corporate	DREAMON COMMERCIAL PRIVATE LTD.	AAACD8917A	1	316516	316516	0.82	316516	316516	0.82	0.82	316516		Promoter Group
3	Bodies Corporate	INVESTORS INDIA LTD.	AAACI0047C	1	36254	36254	0.09	36254	36254	0.09	0.09	36254		Promoter Group
4	Bodies Corporate	SHASHI COMMERCIAL CO. LTD.	AAECS7924G	1	675536	675536	1.75	675536	675536	1.75	1.75	675536		Promoter Group
5	Bodies Corporate	RLJ FAMILY TRUSTEESHIP PVT. LTD. (TRUSTEE OF RAVI JHUNJHUNWALA FAMILY TRUST)	AADTR0336F	1	500	500	0.00	500	500	0.00	0.00	500		Promoter Group
6	Bodies Corporate	PURVI VANIJIYA NIYOJAN LTD.	AACCP0033B	1	1868583	1868583	4.84	1868583	1868583	4.84	4.84	1868583		Promoter Group
7	Bodies Corporate	M.L. FINLEASE PVT. LTD.	AACCM8027A	1	346461	346461	0.90	346461	346461	0.90	0.90	346461		Promoter Group
8	Bodies Corporate	RAGHAV COMMERCIAL LTD.	AABCR1826K	1	1448163	1448163	3.75	1448163	1448163	3.75	3.75	1448163		Promoter Group
9	Bodies Corporate	RSWM LTD.	AAACR9700M	1	318391	318391	0.82	318391	318391	0.82	0.82	318391		Promoter Group
10	Bodies Corporate	LNJ FINANCIAL SERVICES LTD.	AAACL0002E	1	1648323	1648323	4.27	1648323	1648323	4.27	4.27	1648323		Promoter Group
11	Bodies Corporate	JET (INDIA) PVT. LTD.	AAACJ6646G	1	1005599	1005599	2.61	1005599	1005599	2.61	2.61	1005599		Promoter Group
12	Bodies Corporate	INDIA TEXFAB MARKETING LTD.	AAACI2067A	1	206718	206718	0.54	206718	206718	0.54	0.54	206718		Promoter Group
13	Bodies Corporate	GILTEDGED INDUSTRIAL SECURITIES LTD.	AAACG0484D	1	887689	887689	2.30	887689	887689	2.30	2.30	887689		Promoter Group
Total				13	11493646	11493646	29.78	11493646	11493646	29.78	29.78	11493646		



Serial No.	Category	Name of the Shareholders (I)	PAN (II)	No. of the Shareholders (I)	No. of fully paid up equity shares held (IV)	Total nos. shares held (VII) = (IV)+(V)+(VI)	Shareholding as a % of total no. of shares (calculated as per SCRR, 1957) (VIII) As a % of (A+B+C2)	Number of Voting Rights held in each class of securities (IX)		Shareholding, as a % assuming full conversion of convertible securities (as a percentage of diluted share capital) (XI) = (VII)+(X) As a % of (A+B+C2)	Number of equity shares held in dematerialized form (XIV)	Reason for not providing PAN	Shareholder type	
								No of Voting (XIV) Rights Class	Total					
A2(d) Any Other (specify)														
1	Bodies Corporate	NORBURY INVESTMENTS LIMITED	AACCN5711E	1	5362991	5362991	13.90	5362991	5362991	13.90	13.90	5362991		Promoter Group
2	Bodies Corporate	MICROLIGHT INVESTMENTS LTD.	AAFCM1854J	1	4665579	4665579	12.09	4665579	4665579	12.09	12.09	4665579		Promoter Group
Total				2	10028570	10028570	25.98	10028570	10028570	25.98	25.98	10028570		



Table VI - Statement showing foreign ownership limits		
Particular	Approved limits (%)	Limits utilized (%)
As on shareholding date	100.00	36.64
As on the end of previous 1st quarter	100.00	36.89
As on the end of previous 2nd quarter	100.00	37.12
As on the end of previous 3rd quarter	100.00	37.10
As on the end of previous 4th quarter	100.00	36.66
Notes :-		
1) "Approved Limits (%)" means the limit approved by Board of Directors / shareholders of the Listed entity. In case the listed entity has no Board approved limit, provide details of sectoral / statutory cap prescribed by Government / Regulatory Authorities		
2) Details of Foreign ownership includes foreign ownership / investments as specified in Rule 2(s) of the Foreign Exchange Management (Non-debt Instruments) Rules, 2019, made under the Foreign Exchange Management Act, 1999.		



HEG LIMITED - POST SCHEME SHAREHOLDING PATTERN WITH PAN

Scrip code	509631
NSE Symbol	HEG
ISIN	INE545A01016
Name of the company	HEG LIMITED
Class of Security	Equity Shares
Shareholding pattern filed under	Regulation 31 (1) (b)
Whether the listed entity is Public Sector Undertaking (PSU)?	No



Sr. No.	Particular	Yes/No	Promoter &	Public shareholder	Non Promoter- Non Public
1	Whether the Listed Entity has issued any partly paid up shares?	No	No	No	No
2	Whether the Listed Entity has issued any Convertible Securities ?	No	No	No	No
3	Whether the Listed Entity has issued any Warrants ?	No	No	No	No
4	Whether the Listed Entity has any shares against which depository receipts are issued?	No	No	No	No
5	Whether the Listed Entity has any shares in locked-in?	No	No	No	No
6	Whether any shares held by promoters are pledge or otherwise encumbered?	No	No	NA	NA
7	Whether company has equity shares with differential voting rights?	No	No	No	No
8	Whether the listed entity has any significant beneficial owner?	Yes	Yes	NA	NA



Table I - Summary Statement holding of specified securities																						
Note : Data will be automatically populated from shareholding pattern sheet - Data Entry Restricted in this sheet																						
Category (I)	Category of shareholder (II)	Nos. Of shareholders (III)	No. of fully paid up equity shares held (IV)	No. Of Partly paid-up equity shares held (V)	No. Of shares underlying Depository Receipts (VI)	Total nos. shares held (VII) = (IV)+(V)+(VI)	Shareholding as a % of total no. of shares (calculated as per SCRR, 1957) (VIII) As a % of (A+B+C2)	Number of Voting Rights held in each class of securities (IX)				No. Of Shares Underlying Outstanding convertible securities (X)	No. of Shares Underlying Outstanding Warrants (Xi)	No. Of Shares Underlying convertible securities and No. Of Warrants (Xi) (a)	Shareholding, as a % assuming full conversion of convertible securities (as a percentage of diluted share capital) (XI)= (VII)+(X) As a % of (A+B+C2)	Number of Locked in shares (XII)	Number of Shares pledged or otherwise encumbered (XIII)	Number of equity shares held in dematerialized form (XIV)	Sub-categorization of shares			
								No of Voting (XIV) Rights											Shareholding (No. of shares) under			
								Class eg: X	Class eg: y	Total					No. (a)	As a % of total Shares held	No. (a)	As a % of total Shares held	Sub-category (i)	Sub-category (ii)	Sub-category (iii)	
(A)	Promoter & Promoter Group	21	40848374			40848374	70.53	40848374		40848374	70.53				70.53				40848374			
(B)	Public	129886	17067532			17067532	29.47	17067532		17067532	29.47				29.47				16753363	0	0	0
(C)	Non Promoter- Non Public																					
(C1)	Shares underlying DRs																					
(C2)	Shares held by Employee Trusts																					
	Total	129907	57915906			57915906	100.00	57915906		57915906	100.00				100.00				57601737	0	0	0



Sr. No.	Category & Name of the Shareholders (I)	Nos. Of shareholders (III)	No. of fully paid up equity shares held (IV)	No. Of Partly paid-up equity shares held (V)	No. Of shares underlying Depository Receipts (VI)	Total nos. shares held (VII) = (IV)+(V)+(VI)	Shareholding as a % of total no. of shares (calculate as per SCRR, 1957) (VIII) As a % of (A+B+C2)	Number of Voting Rights held in each class			No. of Shares Underlying Outstanding convertible securities (X)	Nos. of Shares Underlying Outstanding Warrants (Xi)	No. Of Shares Underlying convertible securities and Warrants (Xi) (a)	Shareholding, as a % assuming full conversion of convertible securities (as a percentage of diluted share capital) (XI)= (VII)+(X) As a % of (A+B+C2)	Number of Locked in shares (XII)		Number of Shares pledged or otherwise encumbered (XIII)		Number of equity shares held in dematerialized form (XIV)	Sub-categorization of Shareholding (No. of shares) under		
								No of Voting Rights	Total as a % of Total Voting rights	Class eg: X					Class eg: y	Total	No. (a)	As a % of total Shares held (b)		No. (a)	As a % of total Shares held (b)	Sub-category (i)

A Table II - Statement showing shareholding pattern of the Promoter and Promoter Group																				
(1) Indian																				
(a)	Individuals/Hindu undivided Family	4	5964			5964	0.01	5964		5964	0.01			0.01					5964	
(b)	Central Government/ State Government(s)																			
(c)	Financial Institutions/ Banks																			
(d)	Any Other (specify)	15	30813840			30813840	53.20	30813840		30813840	53.20			53.20					30813840	
Sub-Total (A)(1)		19	30819804			30819804	53.21	30819804		30819804	53.21			53.21					30819804	
(2) Foreign																				
(a)	Individuals (NonResident Individuals/ Foreign Individuals)																			
(b)	Government																			
(c)	Institutions																			
(d)	Foreign Portfolio Investor																			
(e)	Any Other (specify)	2	10028570			10028570	17.32	10028570		10028570	17.32			17.32					10028570	
Sub-Total (A)(2)		2	10028570			10028570	17.32	10028570		10028570	17.32			17.32					10028570	
Total Shareholding of Promoter and Promoter Group		21	40848374			40848374	70.53	40848374		40848374	70.53			70.53					40848374	

Details of Shares which remain unclaimed for Promoter & Promoter Group

B Table III - Statement showing shareholding pattern of the Public shareholder																						
(1) Institutions (Domestic)																						
(a)	Mutual Funds	15	2531895			2531895	4.37	2531895		2531895	4.37			4.37					2529895	0	0	0
(b)	Venture Capital Funds																					
(c)	Alternate Investment Funds	3	288332			288332	0.50	288332		288332	0.50			0.50					288332	0	0	0



(d)	Banks	5	482		482	0.00	482		482	0.00				0.00				330	0	0	0
(e)	Insurance Companies	5	1183335		1183335	2.04	1183335		1183335	2.04				2.04				1183335	0	0	0
(f)	Provident Funds/ Pension Funds																				
(g)	Asset reconstruction companies																				
(h)	Sovereign Wealth Funds																				
(i)	NBFCs registered with RBI	5	7479		7479	0.01	7479		7479	0.01				0.01				7479	0	0	0
(j)	Other Financial Institutions																				
(k)	Any Other (specify)																				
Sub-Total (B)(1)		33	4011523		4011523	6.93	4011523		4011523	6.93				6.93				4009371	0	0	0
(2)	Institutions (Foreign)																				
(a)	Foreign Direct Investment																				
(b)	Foreign Venture Capital Investors																				
(c)	Sovereign Wealth Funds																				
(d)	Foreign Portfolio Investors Category I	96	2530801		2530801	4.37	2530801		2530801	4.37				4.37				2530801	0	0	0
(e)	Foreign Portfolio Investors Category II	8	116465		116465	0.20	116465		116465	0.20				0.20				116465	0	0	0
(f)	Overseas Depositories (holding DRs) (balancing figure)																				
(g)	Any Other (specify)																				
Sub-Total (B)(2)		104	2647266		2647266	4.57	2647266		2647266	4.57				4.57				2647266	0	0	0
(3)	Central Government / State Government(s)																				
(a)	Central Government / President of India	1	1785		1785	0.00	1785		1785	0.00				0.00				1785	0	0	0
(b)	State Government / Governor																				
(c)	Shareholding by Companies or Bodies Corporate where Central / State Government is a promoter																				
Sub-Total (B)(3)		1	1785		1785	0.00	1785		1785	0.00				0.00				1785	0	0	0
(4)	Non-institutions																				
(a)	Associate companies / Subsidiaries																				
(b)	Directors and their relatives (excluding independent directors and nominee directors)																				
(c)	Key Managerial Personnel																				
(d)	Relatives of promoters (other than 'immediate relatives' of promoters disclosed under 'Promoter and Promoter Group' category)																				
(e)	Trusts where any person belonging to 'Promoter and Promoter Group' category is 'trustee', 'beneficiary', or 'author of the trust'																				
(f)	Investor Education and Protection Fund (IEPF)	1	248694		248694	0.43	248694		248694	0.43				0.43				248694	0	0	0
(g)	Resident Individuals holding nominal share capital up to Rs. 2 lakhs	123683	6547183		6547183	11.30	6547183		6547183	11.30				11.30				6242458	0	0	0
(h)	Resident Individuals holding nominal share capital in excess of Rs. 2 lakhs	8	457685		457685	0.79	457685		457685	0.79				0.79				457685	0	0	0
(i)	Non Resident Indians (NRIs)	1922	273543		273543	0.47	273543		273543	0.47				0.47				272788	0	0	0
(j)	Foreign Nationals																				
(k)	Foreign Companies																				
(l)	Bodies Corporate	550	1263404		1263404	2.18	1263404		1263404	2.18				2.18				1257067	0	0	0
(m)	Any Other (Trust, OCB, FPI-III, HUF, Clg Member)	3584	1616449		1616449	2.79	1616449		1616449	2.79				2.79				1616249	0	0	0
Sub-Total (B)(4)		129748	10406958		10406958	17.97	10406958		10406958	17.97				17.97				10094941	0	0	0
Total Public Shareholding (B)=(B)(1)+(B)(2)+(B)(3)+(B)(4)		129886	17067532		17067532	29.47	17067532		17067532	29.47				29.47				16753363	0	0	0
Details of the shareholders acting as persons in Concert for Public																					
Details of Shares which remain unclaimed for Public																					



C Table IV - Statement showing shareholding pattern of the Non Promoter- Non Public shareholder																		
(1)	Custodian/DR Holder - Name of DR Holders (If Available)																	
(2)	Employee Benefit Trust / Employee Welfare Trust under SEBI (Share Based Employee Benefits and Sweat Equity) Regulations, 2021																	
Total NonPromoter- Non Public Shareholding																		
Total (A+B+C2)		129907	57915906		57915906	100.00	57915906	57915906	100.00				100.00		57601737	0	0	0
Total (A+B+C)		129907	57915906		57915906	100.00	57915906	57915906	100.00				100.00		57601737	0	0	0

Note: In promoter/ promoter group shareholding, fractional shares have been rounded off



Serial No.	Name of the Shareholders (I)	PAN (II)	No. of fully paid up equity shares held (IV)	Total nos. shares held (VII) = (IV)+(V)+ (VI)	Shareholding as a % of total no. of shares (calculated as per SCRR, 1957) (VIII) As a % of (A+B+C2)	Number of Voting Rights held in each class		Total as a % of Total Voting rights	Shareholding, as a % assuming full conversion of convertible securities (as a percentage of diluted share capital) (XI)= (VII)+(X)(a) As a % of (A+B+C2)	Number of equity shares held in dematerialized form (XIV)	Reason for not providing PAN	Shareholder type
						No of Voting (XIV) Rights Class eg:X	Total					
A1(a) Individuals/Hindu undivided Family												
1	RAVI JHUNJHUNWALA	AAGPJ0739D	925	925	0.00	925	925	0.00	0.00	925		Promoter
2	RISHABH JHUNJHUNWALA	ADKPJ1489P	1807	1807	0.00	1807	1807	0.00	0.00	1807		Promoter Group
3	RITA JHUNJHUNWALA	ACXPJ2626C	1876	1876	0.00	1876	1876	0.00	0.00	1876		Promoter Group
4	RIJU JHUNJHUNWALA	AAKPJ4377M	1357	1357	0.00	1357	1357	0.00	0.00	1357		Promoter Group
5	LAKSHMI NIWAS JHUNJHUNWALA	AADPJ8828J	0	0	0.00	0	0	0.00	0.00	0		Promoter
6	MANI DEVI JHUNJHUNWALA	AAGPJ4153M	0	0	0.00	0	0	0.00	0.00	0		Promoter Group
7	NIVEDAN CHURIWAL	ACKPC3738M	0	0	0.00	0	0	0.00	0.00	0		Promoter Group
8	SHUBHA CHURIWAL	AEXPC0890B	0	0	0.00	0	0	0.00	0.00	0		Promoter Group
9	SUDHA CHURIWAL	ACDPC4077G	0	0	0.00	0	0	0.00	0.00	0		Promoter Group
	Total		5964	5964	0.01	5964	5964	0.01	0.01	5964		



Serial No.	Category	Name of the Shareholders (I)	PAN (II)	No. of the Shareholders (I)	No. of fully paid up equity shares held (IV)	Total nos. shares held (VII) = (IV)+(V)+(VI)	Shareholding as a % of total no. of shares (calculated as per SCRR, 1957) (VIII) As a % of (A+B+C2)	Number of Voting Rights held in each		Shareholding, as a % assuming full conversion of convertible securities (as a percentage of diluted share capital) (XI)= (VII)+(X) As a % of (A+B+C2)	Number of equity shares held in dematerialized form (XIV)	Reason for not providing PAN	Shareholder type	
								No of Voting (XIV)						
								Class	Total					
								eg: X						
A1(d) Any Other (specify)														
1	Bodies Corporate	BHARAT INVESTMENTS GROWTH LTD.	AAACB1052A	1	5170287	5170287	8.93	5170287	5170287	8.93	8.93	5170287		Promoter Group
2	Bodies Corporate	DREAMON COMMERCIAL PRIVATE LTD.	AAACD8917A	1	1761266	1761266	3.04	1761266	1761266	3.04	3.04	1761266		Promoter Group
3	Bodies Corporate	INVESTORS INDIA LTD.	AAACI0047C	1	70540	70540	0.12	70540	70540	0.12	0.12	70540		Promoter Group
4	Bodies Corporate	SHASHI COMMERCIAL CO. LTD.	AAECS7924G	1	959856	959856	1.66	959856	959856	1.66	1.66	959856		Promoter Group
5	Bodies Corporate	RLJ FAMILY TRUSTEESHIP PVT. LTD. (TRUSTEE OF RAVI JHUNJHUNWALA FAMILY TRUST)	AADTR0336F	1	500	500	0.00	500	500	0.00	0.00	500		Promoter Group
6	Bodies Corporate	PURVI VANIJYA NIYOJAN LTD.	AACCP0033B	1	2125284	2125284	3.67	2125284	2125284	3.67	3.67	2125284		Promoter Group
7	Bodies Corporate	M.L. FINLEASE PVT. LTD.	AACCM8027A	1	346461	346461	0.60	346461	346461	0.60	0.60	346461		Promoter Group
8	Bodies Corporate	RAGHAV COMMERCIAL LTD.	AABCR1826K	1	2206542	2206542	3.81	2206542	2206542	3.81	3.81	2206542		Promoter Group
9	Bodies Corporate	RSWM LTD.	AAACR9700M	1	3181239	3181239	5.49	3181239	3181239	5.49	5.49	3181239		Promoter Group
10	Bodies Corporate	LNJ FINANCIAL SERVICES LTD.	AAACL0002E	1	3046324	3046324	5.26	3046324	3046324	5.26	5.26	3046324		Promoter Group
11	Bodies Corporate	JET (INDIA) PVT. LTD.	AAACJ6646G	1	1550148	1550148	2.68	1550148	1550148	2.68	2.68	1550148		Promoter Group
12	Bodies Corporate	INDIA TEXTFAB MARKETING LTD.	AAACI2067A	1	991932	991932	1.71	991932	991932	1.71	1.71	991932		Promoter Group
13	Bodies Corporate	GILTEDGED INDUSTRIAL SECURITIES LTD.	AAACG0484D	1	903683	903683	1.56	903683	903683	1.56	1.56	903683		Promoter Group
14	Bodies Corporate	LNJ SPARK ADVISORY LLP	AAGFL8060R	1	8107379	8107379	14.00	8107379	8107379	14.00	14.00	8107379		Promoter Group
15	Bodies Corporate	KALATI HOLDINGS PVT. LTD.	AAACH0198G	1	392400	392400	0.68	392400	392400	0.68	0.68	392400		Promoter Group
				Total	15	30813840	30813840	53.20	30813840	30813840	53.20	53.20	30813840	



Serial No.	Category	Name of the Shareholders (I)	PAN (II)	No. of the Shareholders (I)	No. of fully paid up equity shares held (IV)	Total nos. shares held (VII) = (IV)+(V)+(VI)	Shareholding as a % of total no. of shares (calculated as per SCRR, 1957) (VIII) As a % of (A+B+C2)	Number of Voting Rights held in each class of securities (IX)			Shareholding, as a % assuming full conversion of convertible securities (as a percentage of	Number of equity shares held in dematerialized form (XIV)	Reason for not providing PAN	Shareholder type
								No of Voting Rights Class	Total	Total as a % of Total Voting rights				
A2(d)	Any Other													
1	Bodies Corporate	NORBURY INVESTMENTS LIMITED	AACCN5711E	1	5362991	5362991	9.26	5362991	5362991	9.26	9.26	5362991		Promoter Group
2	Bodies Corporate	MICROLIGHT INVESTMENTS LTD.	AAFCM1854J	1	4665579	4665579	8.06	4665579	4665579	8.06	8.06	4665579		Promoter Group
		<u>Total</u>		2	10028570	10028570	17.32	10028570	10028570	17.32	17.32	10028570		



Table VI - Statement showing foreign ownership limits		
Particular	Approved limits (%)	Limits utilized (%)
As on shareholding date	100.00	36.64
As on the end of previous 1st quarter	100.00	36.89
As on the end of previous 2nd quarter	100.00	37.12
As on the end of previous 3rd quarter	100.00	37.10
As on the end of previous 4th quarter	100.00	36.66

Notes :-

1) "Approved Limits (%)" means the limit approved by Board of Directors / shareholders of the Listed entity. In case the listed entity has no Board approved limit, provide details of sectoral / statutory cap prescribed by Government / Regulatory Authorities

2) Details of Foreign ownership includes foreign ownership / investments as specified in Rule 2(s) of the Foreign Exchange Management (Non-debt Instruments) Rules, 2019, made under the Foreign Exchange Management Act, 1999.



HEG GRAPHITE LIMITED (Resulting Company) - PRE SCHEME SHAREHOLDING PATTERN WITH PAN

Name of the company	HEG GRAPHITE LIMITED
Class of Security	Equity Shares
Shareholding pattern under	Regulation 31 (1) (b)
Whether the listed entity is Public Sector Undertaking (PSU)?	No

Note: Resulting Company i.e. HEG Graphite Limited (wholly owned subsidiary of HEG Limited) is incorporated on 4th June, 2024




Table I - Summary Statement holding of specified securities

Category (i)	Category of shareholder (II)	Nos. Of shareholders (III)	No. of fully paid up equity shares held (IV)	No. Of Partly paid-up equity shares held (V)	No. Of shares underlying Depository Receipts (VI)	Total nos. shares held (VII) = (IV)+(V)+(VI)	Shareholding as a % of total no. of shares (calculated as per SCRR, 1957) (VIII) As a % of (A+B+C2)	No of Voting (XIV) Rights			No. Of Shares Underlying convertible securities (X)	No. of Shares Underlying Warrants (Xi)	No. Of Shares Underlying convertible securities and Warrants (Xi) (a)	Shareholding, as a % assuming full conversion of convertible securities (as a percentage of diluted share capital) (XI) = (VII)+(X) As a % of (A+B+C2)	Number of Locked in shares (XII)	Number of Shares pledged or otherwise encumbered (XIII)	Number of equity shares held in dematerialized form (XIV)	Sub-categorization of shares					
								Class eg: X	Class eg: y	Total													Total as a % of (A+B+C)
(A)	Promoter & Promoter Group	7	10000			10000	100	10000		10000		100	10000										
(B)	Public	0	0			0	0	0					0				0	0	0				
(C)	Non Promoter- Non Public																						
(C1)	Shares underlying DRs																						
(C2)	Shares held by Employee Trusts																						
	Total	7	10000			10000	100	10000		10000		100	10000				0	0	0				

[Handwritten Signature]



Details of Shares which remain unclaimed for Public

C														Table IV - Statement showing shareholding pattern of the Non Promoter- Non Public shareholder			
(1)	Custodian/DR Holder - Name of DR Holders (If Available)																
(2)	Employee Benefit Trust / Employee Welfare Trust under SEBI (Share Based Employee Benefits and Sweat Equity) Regulations, 2021.																
Total NonPromoter- Non Public Shareholding																	
Total (A+B+C2)		7	10000		10000	100.00	10000	100.00				100.00			0	0	0
Total (A+B+C)		7	10000		10000	100.00	10000	100.00				100.00			0	0	0

Az




Serial No.	Name of the Shareholders (I)	PAN (II)	No. of fully paid up equity shares held (IV)	Total nos. shares held (VII) = (IV)+(V)+ (VI)	Shareholding as a % of total no. of shares (calculated as per SCRR, 1957) (VIII) As a % of (A+B+C2)	Number of Voting Rights held in		Shareholding as a % assuming full conversion of convertible securities (as a percentage of diluted share capital) (XI)= (VII)+(Xi)(a) As a % of (A+B+C2)	Number of equity shares held in dematerialized form (XIV)	Reason for not providing PAN
						No of Voting Class eg:X	Total as a % of Total Voting rights			

A1(a) Individuals/Hindu undivided Family

1	Riju Jhunjhunwala (Nominee for HEG Ltd.)	AAKPJ4377M	1	1	0.01	1	1	0.01	0.01		
2	Rishabh Jhunjhunwala (Nominee for HEG Ltd.)	ADKPJ1489P	1	1	0.01	1	1	0.01	0.01		
3	Manish Gulati (Nominee for HEG Ltd.)	AANPG4213E	1	1	0.01	1	1	0.01	0.01		
4	Om Prakash Ajmera (Nominee for HEG Ltd.)	AADPA0654R	1	1	0.01	1	1	0.01	0.01		
5	Puneet Anand (Nominee for HEG Ltd.)	ALYPA4189R	1	1	0.01	1	1	0.01	0.01		
6	Jyoti Gupta (Nominee for HEG Ltd.)	AIKPG3070A	1	1	0.01	1	1	0.01	0.01		
			6	6	0.06	6	6	0.06	0.06		

Note: All six holders are Nominee of HEG Limited




Serial No.	Category	Name of the Shareholders (I)	PAN (II)	No. of the Shareholders (I)	No. of fully paid up equity shares held (IV)	Total nos. shares held (VII) = (IV)+(V)+ (VI)	Shareholding as a % of total no. of shares (calculated as per SCRR, 1957) (VIII) As a % of (A+B+C2)	Number of Voting Rights held in		Total as a % of Total Voting rights	Shareholding, as a % assuming full conversion of convertible securities (as a percentage of diluted share capital) (XI)= (VII)+(X) As a % of (A+B+C2)	Number of equity shares held in dematerialized form (XIV)	Reason for not providing PAN	Shareholder type
								No of Voting (XIV) Class eg: X	Total					
A1(d) Any Other														
1	Bodies Corporate	HEG LIMITED	AAACH6184K	1	9994	9994	99.94	9994	9994	99.94	99.94			Promoter
				1	9994	9994	99.94	9994	9994	99.94	99.94			




HEG GRAPHITE LIMITED (Resulting Company) - POST SCHEME SHAREHOLDING PATTERN WITH PAN

Name of the company	HEG GRAPHITE LIMITED
Class of Security	Equity Shares
Shareholding pattern under	Regulation 31 (1) (b)
Whether the listed entity is Public Sector Undertaking (PSU)?	No

Note: Resulting Company i.e. HEG Graphite Limited (wholly owned subsidiary of HEG Limited) is incorporated on 4th June, 2024



Sr. No	Category & Name of the Shareholders (I)	Nos. Of shareholders (III)	No. of fully paid up equity shares held (IV)	No. Of Partly paid-up equity shares held (V)	No. Of shares underlying Depository Receipts (VI)	Total nos. shares held (VII) = (IV)+(V)+(VI)	Shareholding as a % of total no. of shares (calculated as per SCRR, 1957) (VIII) As a % of (A+B+C2)	Number of Voting Rights held in each class			No. of Shares Underlying Outstanding convertible securities (X)	No. of Shares Underlying Outstanding Warrants (Xi)	No. Of Outstanding convertible securities and No. Of Warrants (Xi) (a)	Shareholding, as a % assuming full conversion of convertible securities (as a percentage of diluted share capital) (XI)= (VII)+(X) As a % of (A+B+C2)	Number of Locked in shares (XII)		Number of Shares pledged or otherwise encumbered (XIII)		Number of equity shares held in dematerialized form (XIV)	Sub-categorization of Shareholding (No. of			
								No of Voting (XIV) Rights							Total as a % of Total Voting rights	No. (a)	As a % of total Shares held (b)	No. (a)		As a % of total Shares held (b)	Sub-category (i)	Sub-category (ii)	Sub-category (iii)
								Class eg: X	Class eg: Y	Total													
A Table II - Statement showing shareholding pattern of the Promoter and Promoter Group																							
(1) Indian																							
(a)	Individuals/Hindu undivided Family	4	5758			5758	0.01	5758	5758	0.01			0.01					5758					
(b)	Central Government/ State Government(s)																						
(c)	Financial Institutions/ Banks																						
(d)	Any Other (specify)/ Body Corporate	13	11493646			11493646	29.78	11493646	11493646	29.78			29.78					11493646					
Sub-Total (A)(1)		17	11499404			11499404	29.79	11499404	11499404	29.79			29.79					11499404					
(2) Foreign																							
(a)	Individuals (NonResident Individuals/ Foreign Individuals)																						
(b)	Government																						
(c)	Institutions																						
(d)	Foreign Portfolio Investor																						
(e)	Any Other (specify) / Body Corporate	2	10028570			10028570	25.98	10028570	10028570	25.98			25.98					10028570					
Sub-Total (A)(2)		2	10028570			10028570	25.98	10028570	10028570	25.98			25.98					10028570					
Total Shareholding of Promoter and Promoter Group		19	21527974			21527974	55.78	21527974	21527974	55.78			55.78					21527974					
Details of Shares which remain unclaimed for Promoter & Promoter Group																							
B Table III - Statement showing shareholding pattern of the Public shareholder																							
Note : Kindly show details of shareholders having more than one percentage of total no of shares. Please refer software manual.																							

Handwritten signature or initials.



(i)	Non Resident Indians (NRIs)	1922	273543		273543	0.71	273543	273543	0.71			0.71			272788	0	0	0
(j)	Foreign Nationals																	
(k)	Foreign Companies																	
(l)	Bodies Corporate	550	1263404		1263404	3.27	1263404	1263404	3.27			3.27			1257067	0	0	0
(m)	Any Other (Trust, OCB, FPI-III, HUF, Clg Member)	3584	1616449		1616449	4.19	1616449	1616449	4.19			4.19			1616249	0	0	0
Sub-Total (B)(4)		129748	10406958		10406958	26.96	10406958	10406958	29.96			29.96			10094941	0	0	0
Total Public Shareholding (B)=(B)(1)+(B)(2)+(B)(3)+(B)(4)		129886	17067532		17067532	44.22	17067532	17067532	44.22			44.22			16753363	0	0	0
Details of the shareholders acting as persons in Concert for Public																		
Details of Shares which remain unclaimed for Public																		
C Table IV - Statement showing shareholding pattern of the Non Promoter- Non Public shareholder																		
(1)	Custodian/DR Holder - Name of DR Holders (If Available)																	
(2)	Employee Benefit Trust / Employee Welfare Trust under SEBI (Share Based Employee Benefits and Sweat Equity) Regulations, 2021																	
Total NonPromoter- Non Public Shareholding																		
Total (A+B+C2)		129905	38595506		38595506	100.00	38595506	38595506	100.00			100.00			38281337	0	0	0
Total (A+B+C)		129905	38595506		38595506	100.00	38595506	38595506	100.00			100.00			38281337	0	0	0

Note: In promoter/ promoter group shareholding, fractional shares have been rounded off

Handwritten signature or initials.



Serial No.	Name of the Shareholders (I)	PAN (II)	No. of fully paid up equity shares held (IV)	Total nos. shares held (VII) = (IV)+(V)+ (VI)	Shareholding as a % of total no. of shares (calculated as per SCRR, 1957) (VIII) As a % of (A+B+C2)	Number of Voting Rights held in each class of			Shareholding , as a % assuming full conversion of convertible securities (as a percentage of diluted share capital) (XI)= (VII)+(Xi)(a) As a % of (A+B+C2)	Number of equity shares held in dematerialized form (XIV)	Reason for not providing PAN	Shareholder type
						No of Voting (XIV) Rights		Total as a % of Total Voting rights				
						Class eg:X	Total					
A1(a) Individuals/Hindu undivided Family												
1	RAVI JHUNJHUNWALA	AAGPJ0739D	719	719	0.00	719	719	0.00	0.00	719		Promoter
2	RISHABH JHUNJHUNWALA	ADKPJ1489P	1807	1807	0.00	1807	1807	0.00	0.00	1807		Promoter Group
3	RITA JHUNJHUNWALA	ACXPJ2626C	1876	1876	0.00	1876	1876	0.00	0.00	1876		Promoter Group
4	RIJU JHUNJHUNWALA	AAKPJ4377M	1356	1356	0.00	1356	1356	0.00	0.00	1356		Promoter Group
5	LAKSHMI NIWAS JHUNJHUNWALA	AADPJ8828J	0	0	0.00	0	0	0.00	0.00	0		Promoter
6	MANI DEVI JHUNJHUNWALA	AAGPJ4153M	0	0	0.00	0	0	0.00	0.00	0		Promoter Group
7	NIVEDAN CHURIWAL	ACKPC3738M	0	0	0.00	0	0	0.00	0.00	0		Promoter Group
8	SHUBHA CHURIWAL	AEXPC0890B	0	0	0.00	0	0	0.00	0.00	0		Promoter Group
9	SUDHA CHURIWAL	ACDPC4077G	0	0	0.00	0	0	0.00	0.00	0		Promoter Group
Total			5758	5758	0.01	5758	5758	0.01	0.01	5758		



Serial No.	Category	Name of the Shareholders (I)	PAN (II)	No. of the Shareholders (I)	No. of fully paid up equity shares held (IV)	Total nos. shares held (VII) = (IV)+(V)+(VI)	Shareholding as a % of total no. of shares (calculated as per SCRR, 1957) (VIII) As a % of (A+B+C2)	Number of Voting Rights held in		Shareholding, as a % assuming full conversion of convertible securities (as a percentage of diluted share capital) (XI) = (VII)+(X) As a % of (A+B+C2)	Number of equity shares held in dematerialized form (XIV)	Reason for not providing PAN	Shareholder type	
								No of Voting (XIV) Class eg: X	Total					
A1(d) Any Other														
1	Bodies Corporate	BHARAT INVESTMENTS GROWTH LTD.	AAACB1052A	1	2734913	2734913	7.09	2734913	2734913	7.09	7.09	2734913		Promoter Group
2	Bodies Corporate	DREAMON COMMERCIAL PRIVATE LTD.	AAACD8917A	1	316516	316516	0.82	316516	316516	0.82	0.82	316516		Promoter Group
3	Bodies Corporate	INVESTORS INDIA LTD.	AAACI0047C	1	36254	36254	0.09	36254	36254	0.09	0.09	36254		Promoter Group
4	Bodies Corporate	SHASHI COMMERCIAL CO. LTD.	AAECS7924G	1	675536	675536	1.75	675536	675536	1.75	1.75	675536		Promoter Group
5	Bodies Corporate	RLJ FAMILY TRUSTESHIP PVT. LTD. (TRUSTEE OF RAVI JHUNJHUNWALA FAMILY TRUST)	AADTR0336F	1	500	500	0.00	500	500	0.00	0.00	500		Promoter Group
6	Bodies Corporate	PURVI VANIJYA NIYOJAN LTD.	AACCP0033B	1	1868583	1868583	4.84	1868583	1868583	4.84	4.84	1868583		Promoter Group
7	Bodies Corporate	M.L. FINLEASE PVT. LTD.	AACCM8027A	1	346461	346461	0.90	346461	346461	0.90	0.90	346461		Promoter Group
8	Bodies Corporate	RAGHAV COMMERCIAL LTD.	AABCR1826K	1	1448163	1448163	3.75	1448163	1448163	3.75	3.75	1448163		Promoter Group
9	Bodies Corporate	RSWM LTD.	AAACR9700M	1	318391	318391	0.82	318391	318391	0.82	0.82	318391		Promoter Group
10	Bodies Corporate	LNJ FINANCIAL SERVICES LTD.	AAACL0002E	1	1648323	1648323	4.27	1648323	1648323	4.27	4.27	1648323		Promoter Group
11	Bodies Corporate	JET (INDIA) PVT. LTD.	AAACJ6646G	1	1005599	1005599	2.61	1005599	1005599	2.61	2.61	1005599		Promoter Group
12	Bodies Corporate	INDIA TEXTFAB MARKETING LTD.	AAACI2067A	1	206718	206718	0.54	206718	206718	0.54	0.54	206718		Promoter Group
13	Bodies Corporate	GILTEDGED INDUSTRIAL SECURITIES LTD.	AAACG0484D	1	887689	887689	2.30	887689	887689	2.30	2.30	887689		Promoter Group
Total				13	11493646	11493646	29.78	11493646	11493646	29.78	29.78	11493646		



Serial No.	Category	Name of the Shareholders (I)	PAN (II)	No. of the Shareholders (I)	No. of fully paid up equity shares held (IV)	Total nos. shares held (VII) = (IV)+(V)+ (VI)	Shareholding as a % of total no. of shares (calculated as per SCRR, 1957) (VIII) As a % of (A+B+C2)	Number of Voting Rights held in each class of securities (IX)		Total as a % of Total Voting rights	Shareholding, as a % assuming full conversion of convertible securities (as a percentage of diluted share capital) (XI) = (VII)+(X) As a % of (A+B+C2)	Number of equity shares held in dematerialized form (XIV)	Reason for not providing PAN	Shareholder type
								No of Voting (XIV) Rights	Class eg: X					
A2(d) Any Other														
1	Bodies Corporate	NORBURY INVESTMENTS LIMITED	AACCN5711E	1	5362991	5362991	13.90	5362991	5362991	13.90	13.90	5362991		Promoter Group
2	Bodies Corporate	MICROLIGHT INVESTMENTS LTD.	AAFCM1854J	1	4665579	4665579	12.09	4665579	4665579	12.09	12.09	4665579		Promoter Group
		Total		2	10028570	10028570	25.98	10028570	10028570	25.98	25.98	10028570		

[Handwritten signature]



General information about company	
Scrip code	
✓ BSE Symbol	NOTLISTED
MSEI Symbol	NOTLISTED
ISIN	INE018J01015
Name of the company	BHILWARA ENERGY LIMITED
Whether company is SME	No
Class of Security	Equity Shares
Type of report	
Quarter Ended / Half year ended/Date of Report (For Prelisting / Allotment)	
Date of allotment / extinguishment (in case Capital Restructuring selected) / Listing Date	
Shareholding pattern filed under	Regulation 31 (1) (b)
Whether the listed entity is Public Sector Undertaking (PSU)?	No



Sr. No.	Particular	Yes/No	and Promd	Public shareholder	Non Promoter- Non Public
1	Whether the Listed Entity has issued any partly paid up shares?	No	No	No	No
2	Whether the Listed Entity has issued any Convertible Securities ?	No	No	No	No
3	Whether the Listed Entity has issued any Warrants ?	No	No	No	No
4	Whether the Listed Entity has any shares against which depository receipts are issued?	No	No	No	No
5	Whether the Listed Entity has any shares in locked-in?	No	No	No	No
6	Whether any shares held by promoters are pledge or otherwise encumbered?	No	No		
7	Whether company has equity shares with differential voting rights?	No	No	No	No
8	Whether the listed entity has any significant beneficial owner?	Yes			



Table 1 - Summary Statement of holder of securities condition
 Note - Data will be automatically generated from shareholding pattern sheet - Data Entry Restricted in this sheet

Category of shareholder (I)	No. of shareholders (II)	No. of fully paid up equity shares held (I*)	No. of partly paid up equity shares held (I*)	No. of shares underlying treasury shares (I*)	Total no. of shares held (II)+(I*)+(I*)	Shareholding as % of face no. (calculated as per SCRR, 1957) (as a % of (I)+(I*)+(I*))	No. of Voting Rights	No. of Shares Underlying Outstanding convertible securities (A)	No. of Shares Underlying Outstanding convertible Warrants (A)	No. Of Shares Underlying Outstanding convertible securities and No. Of Warrants (A) (A)	Shareholding as a % assuming full conversion of convertible securities (as a percentage of face value) (As a % of (A+B-C))	Number of Locked in Shares (B)	As a % of total shares held (B)	Number of Shares pledged or otherwise encumbered (B)	As a % of total shares held (B)	Number of equity shares held in dematerialized form (B)	Sub-categorization of shares
							Class										
							MF										
(A) Promoters & Venture Group	26	165729311	0	0	165729311	100%	165729311	0	0	0	100	0	0	0	0	100%	Sub-Categorization (B) Category (B)
(B) Public																	
(C) Non Promoter - Non Public																	
(C1) Shares underlying DRs																	
(C2) Shares held by Employee Trusts																	
(C3)																	
(D)																	
(E)																	
(F)																	
(G)																	
(H)																	
(I)																	
(J)																	
(K)																	
(L)																	
(M)																	
(N)																	
(O)																	
(P)																	
(Q)																	
(R)																	
(S)																	
(T)																	
(U)																	
(V)																	
(W)																	
(X)																	
(Y)																	
(Z)																	



Sr.	Category & Name of the Shareholders (i)	Nos. Of shareholders (iii)	No. of fully paid up equity shares held (iv)	No. Of Partly paid-up equity shares held (v)	No. Of shares underlying Depository Receipts	Total nos. shares held (vii) = (iv)+(v)+(vi)	Shareholding as a % of total no. of shares (calculated as per	Number of Voting Rights held in each class of securities			No. Of Shares Underlying Outstanding convertible	No. of Shares Underlying Outstanding Warrants	No. Of Shares Underlying convertible	Shareholding, as a % assuming full conversion of	Number of Locked in shares		Number of Shares pledged or		Number of equity shares held in dematerialized form (xiv)	Sub-categorization of shares Shareholding (No. of shares) under		
								Class eg: X	Class eg: Y	Total					Total as a % of Total Voting rights	No. (a)	As a % of total Shares held (b)	No. (a)		As a % of total Shares held (b)	Sub-category (i)	Sub-category (ii)
A Table II - Statement showing shareholding pattern of the Promoter and Promoter Group																						
(1)	Indian																					
(a)	Individuals/Hindu undivided Family	2	903			903	0.0005	903		903	0.0005								903			
(b)	Central Government/ State Government(s)																					
(c)	Financial Institutions/ Banks																					
(d)	Any Other (specify)	14	165758408			165758408	99.9995	165758408		165758408	99.9995								165758408			
Sub-Total (A)(1)		16	165759311			165759311	100.00	165759311		165759311	100.00								165759311			
(2)	Foreign																					
(a)	Individuals (NonResident Individuals/ Foreign Individuals)																					
(b)	Government																					
(c)	Institutions																					
(d)	Foreign Portfolio Investor																					
(e)	Any Other (specify)																					
Sub-Total (A)(2)		0	0			0	0.00	0.00		0	0.00								0			
Total Shareholding of Promoter and Promoter Group (A)=(A)(1)+(A)(2)		16	165759311			165759311	100.00	165759311		165759311	100.00								165759311			
Details of Shares which remain unclaimed for Promoter & Promoter Group																						
B Table III - Statement showing shareholding pattern of the Public shareholder																						
Note : Kindly show details of shareholders having more than one percentage of total no of shares. Please refer software manual.																						
(1)	Institutions (Domestic)																					
(a)	Mutual Funds																					
(b)	Venture Capital Funds																					
(c)	Alternate Investment Funds																					
(d)	Banks																					
(e)	Insurance Companies																					
(f)	Provident Funds/ Pension Funds																					
(g)	Asset reconstruction companies																					
(h)	Sovereign Wealth Funds																					
(i)	NBFCs registered with RBI																					
(j)	Other Financial Institutions																					
(k)	Any Other (specify)																					
Sub-Total (B)(1)		0																				
(2)	Institutions (Foreign)																					
(a)	Foreign Direct Investment																					
(b)	Foreign Venture Capital Investors																					
(c)	Sovereign Wealth Funds																					
(d)	Foreign Portfolio Investors Category I																					
(e)	Foreign Portfolio Investors Category II																					
(f)	Overseas Depositories (holding DRs) (balancing figure)																					
(g)	Any Other (specify)																					
Sub-Total (B)(2)		0																				
(3)	Central Government / State Government(s)																					
(a)	Central Government / President of India																					
(b)	State Government / Governor																					
(c)	Shareholding by Companies or Bodies Corporate where Central / State Government is a promoter																					
Sub-Total (B)(3)		0																				
(4)	Non-institutions																					
(a)	Associate companies / Subsidiaries																					
(b)	Directors and their relatives (excluding independent directors and nominee directors)																					
(c)	Key Managerial Personnel																					
(d)	Relatives of promoters (other than 'immediate relatives' of promoters disclosed under 'Promoter and Promoter Group' category)																					
(e)	Trusts where any person belonging to 'Promoter and Promoter Group' category is 'trustee', 'beneficiary', or 'author of the trust'																					
(f)	Investor Education and Protection Fund (IEPF)																					
(g)	Resident Individuals holding nominal share capital up to Rs. 2 lakhs																					
(h)	Resident Individuals holding nominal share capital in excess of Rs. 2 lakhs																					
(i)	Non Resident Indians (NRIs)																					
(j)	Foreign Nationals																					
(k)	Foreign Companies																					
(l)	Bodies Corporate																					



Sr.	Category & Name of the Shareholders (I)	Nos. Of shareholders (III)	No. of fully paid up equity shares held (IV)	No. Of Partly paid-up equity shares held (V)	No. Of shares underlying Depository Receipts	Total nos. shares held (VII) = (IV)+(V)+(VI)	Shareholding as a % of total no. of shares (calculated as per	Number of Voting Rights (XIV) Rights			No. Of Shares Underlying & Outstanding convertible	No. of Shares Underlying Warrants	No. Of Shares Underlying convertible	Shareholding, as a % assuming full conversion of	Number of Locked in shares		Number of Shares pledged or		Number of equity shares held in dematerialized form (XIV)	Sub-categorization of shares Shareholding (No. of shares) und			
								Class eg: X	Class egypty	Total					Total as a % of Total Voting rights	No. (a)	As a % of total Shares held (b)	No. (a)		As a % of total Shares held (b)	Sub-category (i)	Sub-category (ii)	Sub-category (iii)
(m)	Any Other (specify)																						
	Sub-Total (B)(4)	0																					
	Total Public Shareholding (B)=(B)(1)+(B)(2)+(B)(3)+(B)(4)	0																					
	Details of the shareholders acting as persons in Concert for Public																						
	Details of Shares which remain unclaimed for Public																						
C	Table IV - Statement showing shareholding pattern of the Non Promoter- Non Public shareholder																						
(1)	Custodian/DR Holder - Name of DR Holders (if Available)																						
(2)	Employee Benefit Trust / Employee Welfare Trust under SEBI (Share Based Employee Benefits and Sweat Equity) Regulations, 2021																						
	Total NonPromoter- Non Public Shareholding	0																					
	Total (A+B+C)	0																					
	Total (A+B+C)	16	165759311			165759311	100.00	165759311		165759311	100.00			100.00					165759311	0	0	0	
	Disclosure of notes on shareholding pattern																						
	Disclosure of notes in case of promoter holding in dematerialised form is less than 100 percentage																						
	Disclosure of notes in case of public share holding is less than 25 percentage																						
	Disclosure of notes on shareholding pattern for company remarks explanatory																						



Serial No.	Name of the Shareholders (I)	PAN (II)	No. of fully paid up equity shares held (IV)	Total nos. shares held (VII) = (IV)+(V)+ (VI)	Shareholding as a % of total no. of shares (calculated as per SCRR, 1957) (VIII)	Number of Voting Rights held in each class of securities		Total as a % of Total Voting	Shareholding, as a % assuming full conversion of convertible securities (as a percentage of diluted share capital)	Number of equity shares held in dematerialized form (XIV)	Reason for not providing PAN	Shareholder type
						No of Voting (XIV) Rights Class eg.X	Total					
A1(a) Individuals/Hindu undivided Family												
1	RAVI JHUNJHUNWALA	AAGPJ0739D	900	900	0.00	900.00	900.00	0.00	0.00	900	-	Promoter
2	RJU JHUNJHUNWALA	AAKPJ4377M	3	3	0.00	3.00	3.00	0.00	0.00	3	-	Promoter



Serial No	Category	Name of the Shareholders (I)	PAN (II)	No. of the Shareholders (I)	No. of fully paid up equity shares held (IV)	Total nos. shares held (VII) = (IV)+(V)+ (VI)	Shareholding as a % of total no. of shares (calculated as per SCRR, 1957) (VIII)	Number of Voting Rights held in each class of securities		Total as a % of Total Voting	Shareholding, as a % assuming full conversion of convertible securities (as a percentage of diluted share capital)	Number of equity shares held in dematerialized form (XIV)	Reason for not providing PAN	Shareholder type	
								Class	Total						
								eg:							
								X							
A1(d)	Any Other (specify)														
1	Bodies Corporate	HEG Limited	AAACH6184K	1	81232560	81232560	49.0066	81232560		81232560	49.00660	49.0066	81232560	Promoter Group	
2	Bodies Corporate	UNI Spark Advisory LLP	AAAGF8060R	1	35469782	35469782	21.3985	35469782		35469782	21.39848	21.3985	35469782	Promoter Group	
3	Bodies Corporate	RSWM Ltd.	AAACR9700M	1	12524960	12524960	7.5562	12524960		12524960	7.55615	7.5562	12524960	Promoter Group	
4	Bodies Corporate	Sawat Investments Growth Ltd.	AAACB1052A	1	10654761	10654761	6.4279	10654761		10654761	6.42785	6.4279	10654761	Promoter Group	
5	Bodies Corporate	Dreamson Commercial Pvt. Ltd.	AAACD8917A	1	6320780	6320780	3.8132	6320780		6320780	3.81323	3.8132	6320780	Promoter Group	
6	Bodies Corporate	Investors India Ltd	AAAC0047C	1	150000	150000	0.0905	150000		150000	0.09049	0.0905	150000	Promoter Group	
7	Bodies Corporate	Shashi Commercial Co. Ltd.	AAEC57924G	1	1243900	1243900	0.7504	1243900		1243900	0.75043	0.7504	1243900	Promoter Group	
8	Bodies Corporate	Purni Vanija Nivolan Ltd.	AAACP0033B	1	1123066	1123066	0.6775	1123066		1123066	0.67753	0.6775	1123066	Promoter Group	
9	Bodies Corporate	Raghar Commercial Ltd.	AAACR1826K	1	3317910	3317910	2.0016	3317910		3317910	2.00164	2.0016	3317910	Promoter Group	
10	Bodies Corporate	UNI Financial Services Ltd.	AAAAC0002E	1	6116253	6116253	3.6898	6116253		6116253	3.68984	3.6898	6116253	Promoter Group	
11	Bodies Corporate	Jet (India) Pvt. Ltd.	AAAAC6648G	1	2382400	2382400	1.4373	2382400		2382400	1.43726	1.4373	2382400	Promoter Group	
12	Bodies Corporate	India Tradex Marketing Ltd.	AAACD067A	1	3435313	3435313	2.0725	3435313		3435313	2.07247	2.0725	3435313	Promoter Group	
13	Bodies Corporate	Gilhedged Industrial Securities Ltd.	AAACG0484D	1	69973	69973	0.0422	69973		69973	0.04221	0.0422	69973	Promoter Group	
14	Bodies Corporate	Kalati Holdings Pvt. Ltd.	AAAC00198G	1	1716750	1716750	1.0357	1716750		1716750	1.03569	1.0357	1716750	Promoter Group	
Click here to go back				Total	14	165758408	165758408	99.9999	165758408.00	165758408.00	99.99988	99.9999	165758408.00		



Table VI - Statement showing foreign ownership limits		
Particular	Approved limits (%)	Limits utilized (%)
As on shareholding date		
As on the end of previous 1st quarter		
As on the end of previous 2nd quarter		
As on the end of previous 3rd quarter		
As on the end of previous 4th quarter		
<p>Notes :-</p> <p>1) "Approved Limits (%)" means the limit approved by Board of Directors / shareholders of the Listed entity. In case the listed entity has no Board approved limit, provide details of sectoral / statutory cap prescribed by Government / Regulatory Authorities</p> <p>2) Details of Foreign ownership includes foreign ownership / investments as specified in Rule 2(s) of the Foreign Exchange Management (Non-debt Instruments) Rules, 2019, made under the Foreign Exchange Management Act, 1999.</p>		

